

SLIM Recessed Solid Eyelid Light with PureLED

PROJECT:

TYPE:

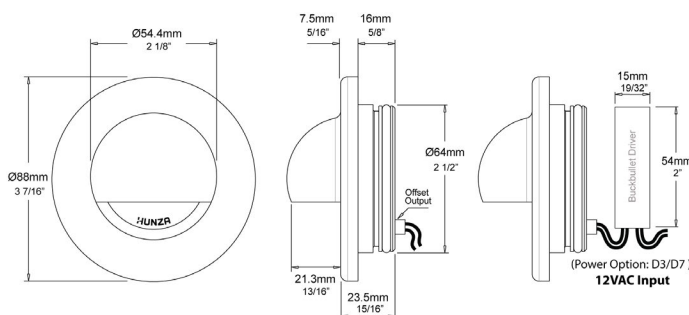
SOURCE:

NOTES:

SPECIFICATIONS



LED Chip	Cree XPG-3 Plug and Play field replaceable LED board
Luminaire Output*	120 Lumens @ 700mA (2 watts) 60 Lumens @ 350mA (1 watts)
Lumens Per Watt*	60 Lumens minimum @ 2 watts
LED Life Expectancy	50,000 hours L70
CRI (3000K)	90+
Colour Temperatures	2700K, 3000K, 4000K
Beam Angle	60°
Lens	ONLY available as Frosted
Ingress Protection	IP66
Warranty	Electronics = 5 years Copper/Stainless Steel Body = 10 years
Standards	AS/NZS 61046, cUL 1838, 2108, CSA C22.2 No.250.7, No.250.0-08 CE
B Number	94.05



*Delivered from the Luminaire with unobstructed beam

PRODUCT CONFIGURATION

Please fill in appropriate codes into boxes provided

Cat. No. SLIMSE/L

Luminaire	Power	Material/Finish	Colour	Accessories
SLIMSE/L				
S	700mA Input, Series Wired 2W	COP	2	CJK
D3	12VAC Input, Parallel Wired 1W	SS	3	
D7	12VAC Input, Parallel Wired 2W		4	
D24	24VDC Input, Parallel Wired 2W			

***Aluminium Canister Included**

<p>S - Series Driver Power Supply: Constant current driver REQUIRED - NOT SUPPLIED Wiring Method: Wired in series Fixture Input: Individual fixtures require 3Vf @ 700mA maximum. 2 Watts</p>
<p>D3 D7 - 12VAC Integrated Driver Power Supply: 12VAC Transformer REQUIRED - NOT SUPPLIED Wiring Method: Parallel Fixture Input: 12VAC, 2W Total Fixture Output: D3 = 350mA 1W D7 = 700mA 2W</p>
<p>D24 - 24VDC Power Supply: Line/Mains to 24VDC constant voltage driver REQUIRED NOT SUPPLIED. Wiring Method: Parallel Fixture Input: 24VDC constant voltage NOTE: NOT FOR USA</p>

Additional Comments:

[Click here for 240V Remote Power Supply Guidance Charts](#)
[Click here for USA Remote Power Supply Guidance Charts](#)

Apr 2022 V1

*Due to continued product enhancements, specifications may change without notification.

LUMINAIRE CONSTRUCTION

CNC machined from one of the following metals:

316 Stainless Steel:

Flange: solid 316 stainless steel 88mm (3½") rod.

Copper:

Flange: solid copper 88mm (3½") rod.

Lens:

10mm (3/8") Frosted, low iron, shatter resistant glass.
Lifetime warranty.

Gaskets:

Silicone, iron impregnated 220°C (428°F)

Luminaire Weight:

Copper: 1.30kg (2lb 14 oz)
Stainless steel: 2.00kg (2lb 3oz)

Slim-Fit Installation:

Drill a ø65mm (2 1/2") diameter hole.
Fix canister into the desired position.
Make waterproof connections. Place fixture into the canister.
Refer to installation instructions for full details.

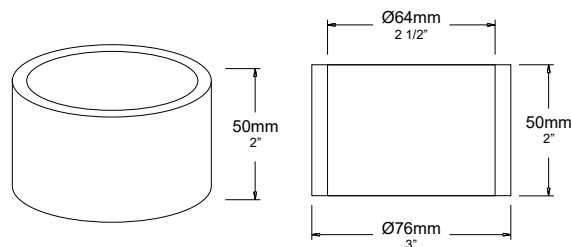
Canister Installation:

Drill a ø76mm x 50mm (3" x 2") deep diameter hole.
Fix canister into the desired position.
Make waterproof connections. Place fixture into the canister.
Refer to installation instructions for full details.

NOT RECOMMENDED FOR DRIVE OVER APPLICATION



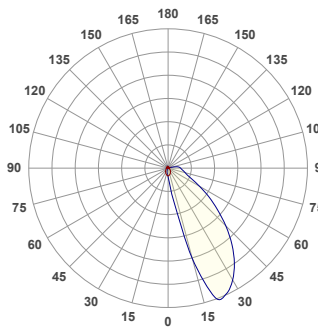
ACCESSORIES



Aluminum Canister
(INCLUDED)

BEAM ANGLES

High efficiency PMMA TIR lenses. Field replaceable



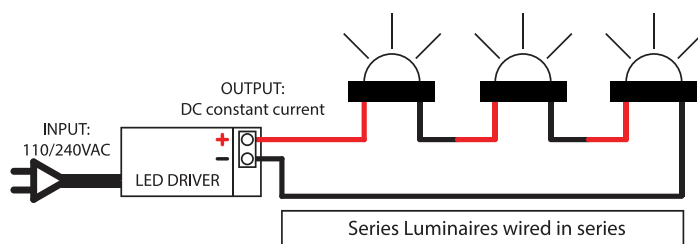
60° FWHM
TIR

WIRING GUIDE

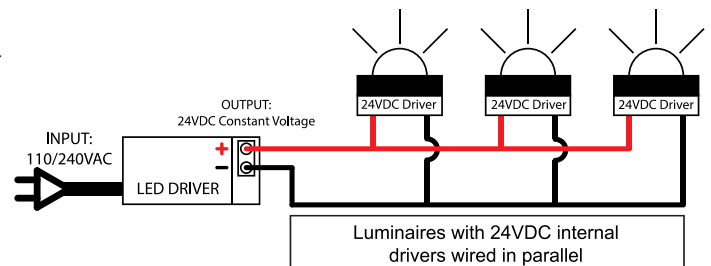
Available for download: hunzalighting.com/downloads

NOTE: Diagrams are a guide only, wire colours and polarity may change depending on fixture and country.

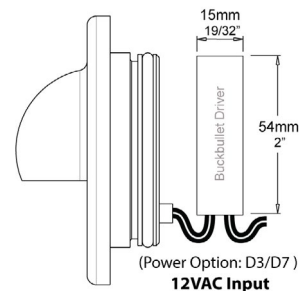
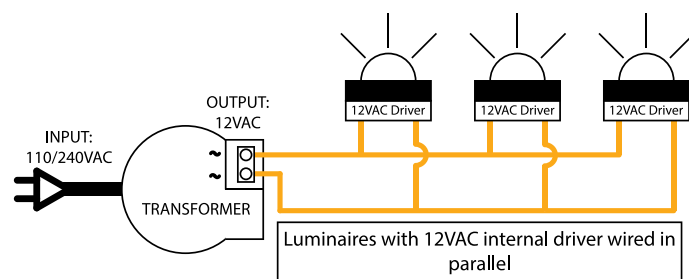
Series/Remote Driver



24VDC Integral Driver



12VAC Integral Driver



Apr 2022 V1

*Due to continued product enhancements, specifications may change without notification.



HUNZA LIGHTING
130 Felton Mathew Ave
Saint Johns
Auckland 1072
New Zealand

Ph: +64-9-528 9471
Fax: +64-9-528 9471
hunza@hunza.co.nz
www.hunzalighting.com

INTERNATIONAL CONTACTS:
www.hunzalighting.com/contact

This document contains proprietary information of Hunza™. Its receipt or possession does not convey any rights to reproduce or disclose its content.