


Spike lights specification sheet



SL230

Low voltage LED twin pole spike light

Features

IP rating	IP65
CSP Switchable	Fixed colour
Tiltable	90°
Rotation Angle	330°
LED Lifetime	70,000h L70
CRI	80 Ra
SDCM	3 SDCM

Installation information

UK Bathroom Zone	-
Construction Material	Anodised aluminium
Weight	SL230B: 1432g SL230D: 3200g SL230Z: 1401g
Maximum Ambient Temperature	35°C
Electric Class (1, 2, 3)	3

Photometrics @ 25°C

Product code	Finish	Colour	Beam	350mA				700mA			
				W	lm	lm/W	lx @ 1m	W	lm	lm/W	lx @ 1m
SL230ZWBX27	Bronze anodised aluminium	2700K	40°	4.4W	580	135	2 x 659	9.2W	1030	111	2 x 1171
SL230ZWBX30	Bronze anodised aluminium	3000K	40°	4.4W	600	140	2 x 682	9.2W	1040	112	2 x 1182
SL230ZWBX40	Bronze anodised aluminium	4000K	40°	4.4W	600	144	2 x 705	9.2W	1040	114	2 x 1205
SL230BWBX27	Black anodised aluminium	2700K	40°	4.4W	580	135	2 x 659	9.2W	1030	111	2 x 1171
SL230BWBX30	Black anodised aluminium	3000K	40°	4.4W	580	140	2 x 682	9.2W	1030	112	2 x 1182
SL230BWBX40	Black anodised aluminium	4000K	40°	4.4W	580	144	2 x 705	9.2W	1030	114	2 x 1205
SL230DWBX27	Stainless steel	2700K	40°	4.4W	580	135	2 x 659	9.2W	1030	111	2 x 1171
SL230DWBX30	Stainless steel	3000K	40°	4.4W	580	140	2 x 682	9.2W	1030	112	2 x 1182
SL230DWBX40	Stainless steel	4000K	40°	4.4W	580	144	2 x 705	9.2W	1030	114	2 x 1205

Wiring information

Cable / Flying Lead	3m H05RN-F rubberised cable (outside diameter: 6mm)
Type of Wiring Required	Series

LED drivers

PLU/350 1-9	220-240V	Yes	No	N/A	1	2
PLD UNI-DRIVE 700MA	220-240V	Yes	Yes (1-10V)	N/A	1	3



collingwood

01604 495 151
collingwoodlighting.com

collingwoodled

/collingwoodlighting

collingwoodlighting

Guarantee

7 year extended warranty available

Features & benefits

4.4W at 350mA or 9.2W at 700mA

Coastal protected

IP65 ideal for outdoor areas

Adjustable pole-mounted twin heads are perfect for illuminating paths, steps and trees

Easily ground mounted with spiked pole and single cable for quick installation

Elegant and discreet black and bronze finishes

Highly efficiency of 114lm/W

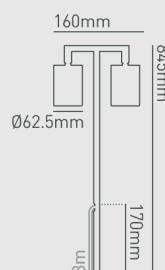
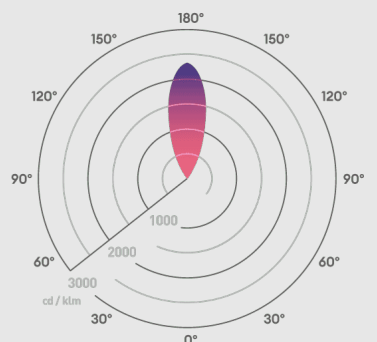
Discreet cabling

Additional accessories also available such as hoods and snoots

Light source energy efficiency:



Beam angle: 40°




Accessories

JB2 / JB4 / JB6	Waterproof junction box / Gel filled waterproof connectors	Sold Separately
GH220	Simple hood to reduce glare whilst maintaining a good light distribution	Sold Separately
GS220	Simple hood to reduce glare whilst maintaining a good light distribution	Sold Separately




collingwood

01604 495 151
collingwoodlighting.com

 collingwoodled

 /collingwoodlighting

 collingwoodlighting

SL230

Sleek and contemporary, these twin pole spike lights offer a great new and practical way to illuminate your landscape with interesting and discreet lighting angles. Featuring two SL220 spike light luminaires with one leader cable, you can direct light up or down via rotatable heads, for perfect illumination of pathways, features and trees. Features include IP65 rating for outdoor use, efficacy of 144lm/W, tiltable up to 90 degree and rotatable up to 330 degree. There are also straight to mains and low voltage options, three colour temperatures to choose from and a bronze finish version. A seven-year warranty is also available. Upgrade the look and feel of your spike light with a simple low glare hood or snoot, for optimum light distribution, or calming moonlight effect.